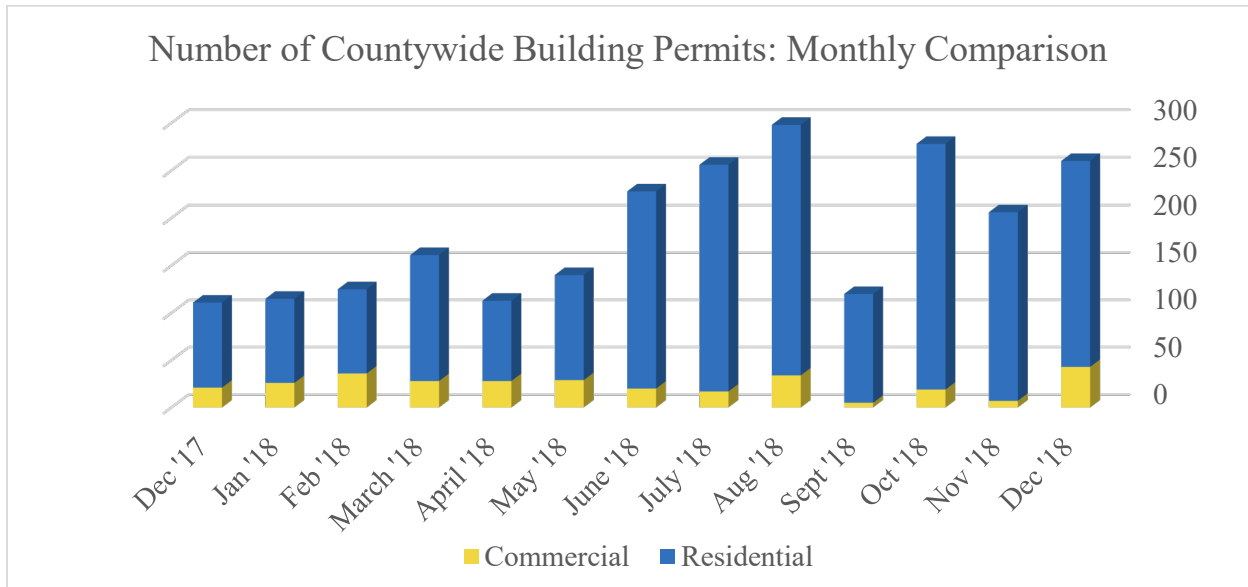
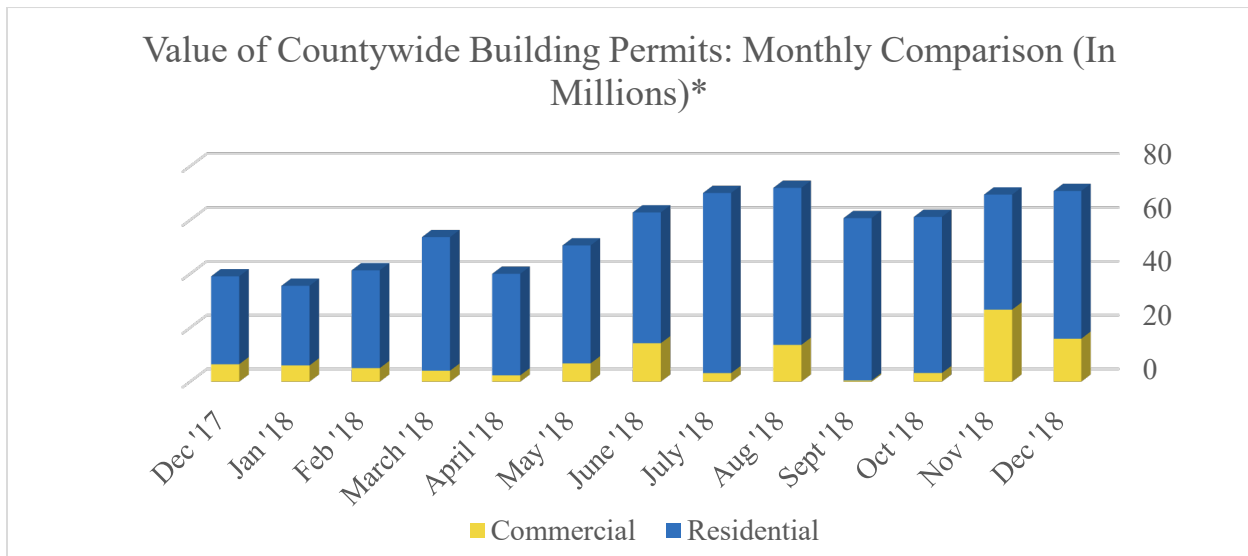


Residential and commercial permits more than double, values nearly double, in December

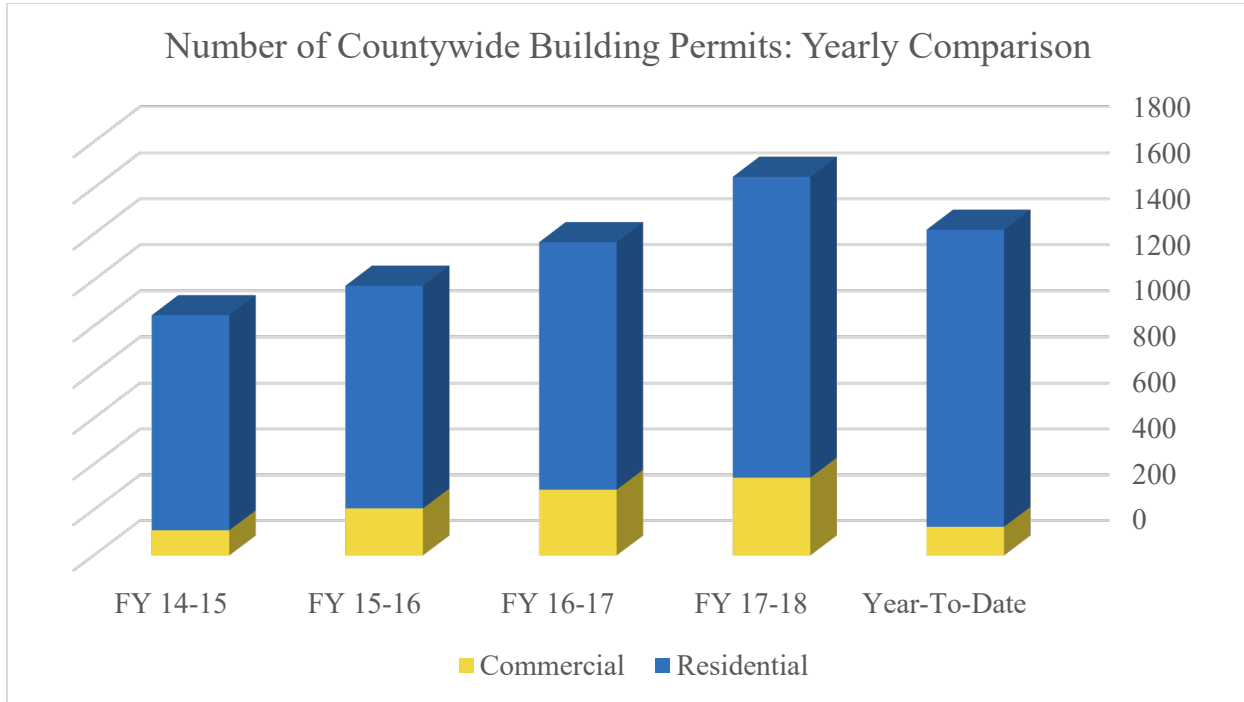
The number of residential permits issued in December increased 141 percent over December 2017, going from 90 permits last December to 217 permits this December, and the value of new residential construction in December 2018 was \$22.26 million higher than the value of new residential construction in December 2017 (\$54.88 million this December compared to \$32.62 million last December).



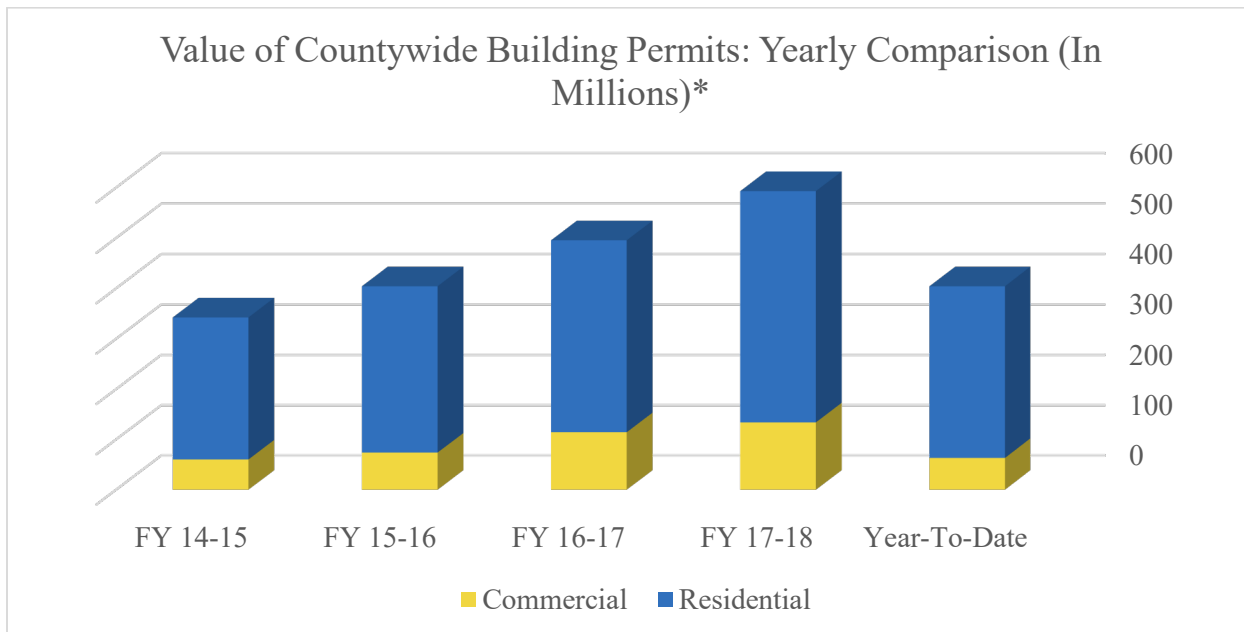
The number of commercial permits issued in December increased by 104.7 percent compared to December 2017, going from 21 permits last December to 43 permits this December, and the value of new commercial construction in December 2018 was \$9.47 million higher than the value of new commercial construction in December 2017 (\$15.94 million this December compared to \$6.47 million last December)*.



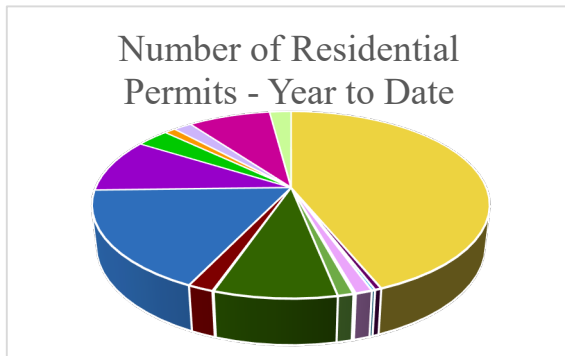
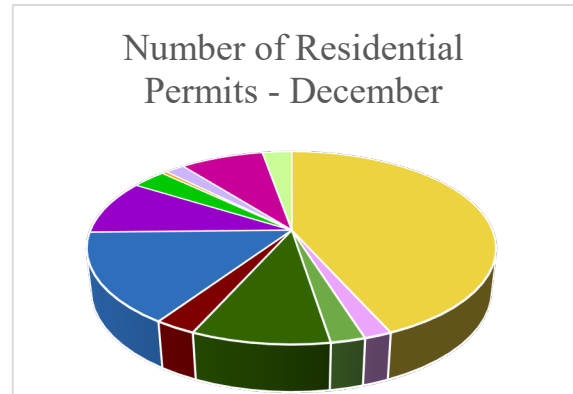
So far in fiscal year 2018-19 (which runs July 1 – June 30), 1,293 residential permits have been issued. In all of fiscal year 2017-18, 1,307 residential permits were issued. Residential permits issued so far in fiscal year 2018-19 have had a value of \$341.04 million; all residential permits issued in fiscal year 2017-18 had a value of \$459.1 million.



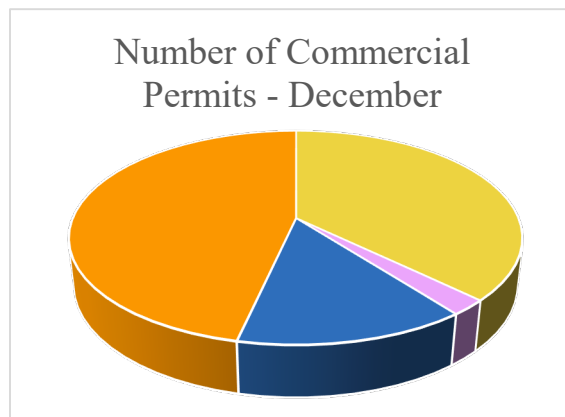
So far in fiscal year 2018-19 (which runs July 1 – June 30), 125 commercial permits have been issued. In all of fiscal year 2017-18, 341 commercial permits were issued. Commercial permits issued so far in fiscal year 2018-19 have had a value of \$63.21 million*; all commercial permits issued in fiscal year 2017-18 had a value of \$133.97 million.



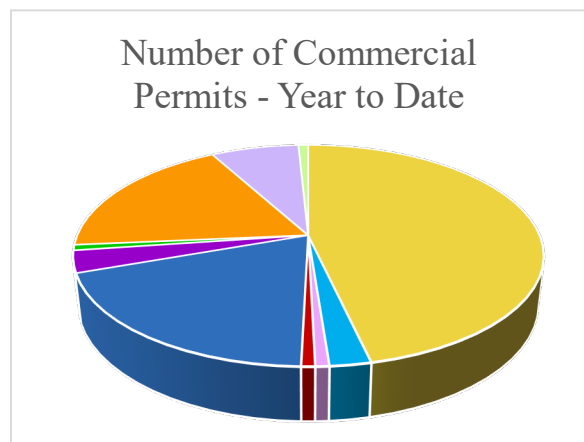
Municipal residential growth in December was highest in Leland, where 33 residential permits were issued; growth was also high in Oak Island and Carolina Shores, which each saw 20 residential permits issued, and in St. James, where 17 residential permits were issued. 94 residential permits were issued in unincorporated areas of Brunswick County.



In the fiscal year so far, municipal residential growth has been highest in Leland, with 225 residential permits issued. 121 residential permits have been issued in Oak Island, 109 in Carolina Shores, and 103 in St. James. 566 permits have been issued in unincorporated areas of Brunswick County.

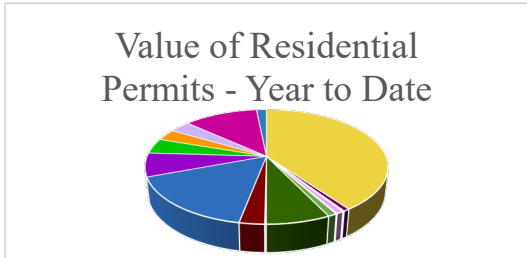
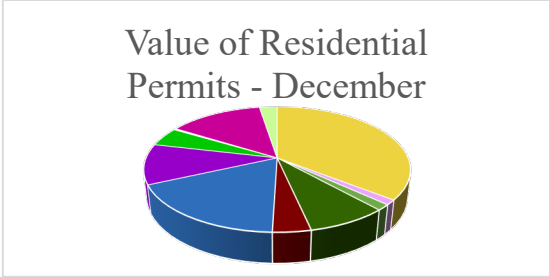


Municipal commercial growth in December was highest in Shallotte, where 20 commercial permits were issued; Leland had 6 commercial permits issued, and Boiling Spring Lakes had 1. 16 commercial permits were issued in unincorporated areas of Brunswick County.



In the fiscal year so far, commercial growth has been highest in Leland, with 24 commercial permits issued, and Shallotte, with 23 commercial permits issued. 9 commercial permits have been issued in Southport. 58 commercial permits have been issued in unincorporated areas of Brunswick County.

The value of municipal residential permits issued in December was highest in Leland, where the value was \$9.74 million. The value of residential permits issued in St. James was \$7.46 million, in Oak Island was \$5.70 million, and in Carolina Shores was \$4.53 million. The value of residential permits issued in December in unincorporated areas of Brunswick County was \$19.53 million.

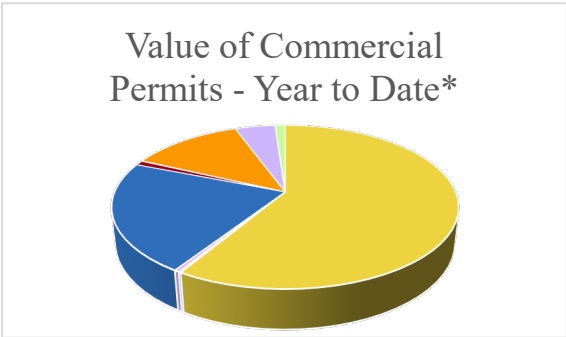
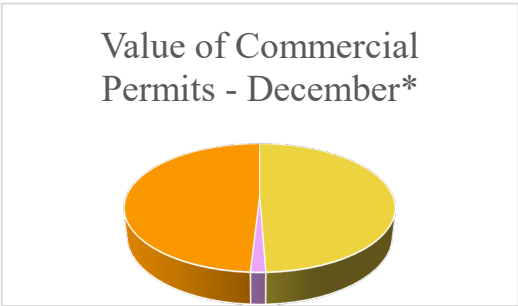


In the fiscal year so far, the value of municipal residential permits has been highest in Leland, where the value is \$55.49 million. The value of residential permits issued in St. James is \$39.84 million, in Carolina Shores is \$24.44 million, in Oak Island is \$22.73 million, in Ocean Isle Beach is \$14.50 million, and in Southport is \$11.31 million. The value

of residential permits issued in unincorporated areas of Brunswick County is \$136.59 million.



The value of municipal commercial permits issued in December was highest in Shallotte, where the value was \$7.83 million. The value of commercial permits issued in Boiling Spring Lakes was \$0.24 million. The value of commercial permits issued in December in unincorporated areas of Brunswick County was \$7.88 million. *Leland issued 6 commercial permits, but the value of the permits was not available at publication.*



In the fiscal year so far, the value of municipal commercial permits has been highest in Leland, where the value is \$13.78 million*. The value of commercial permits issued in Shallotte is \$7.86 million, and in Southport is \$2.82 million. The value of commercial permits issued in unincorporated areas of Brunswick County is \$37.04 million.

Area	Residential Permits				Commercial Permits			
	Number - Dec.	Value - Dec. (\$ millions)	Number - YTD	Value - YTD (\$ millions)	Number - Dec.	Value - Dec. (\$ millions)	Number - YTD	Value - YTD (\$ millions)
Unincorporated	94	19.53	566	136.59	16	7.88	58	37.04
Bald Head Island	0	0	6	2.41	0	0	0	0
Belville	0	0	3	0.61	0	0	3	0.13
Boiling Spring Lakes	4	0.69	15	2.80	1	0.24	1	0.24
Bolivia	0	0	2	0.38	0	0	1	0.01
Calabash	5	0.81	14	3.41	0	0	0	0
Carolina Shores	20	4.53	109	24.44	0	0	0	0
Caswell Beach	0	0	1	0.52	0	0	0	0
Holden Beach	6	2.14	23	9.64	0	0	0	0
Leland*	33	9.74	225	55.49	6	*	24	13.78*
Navassa	0	0	0	0	0	0	0	0
Northwest	0	0	0	0	0	0	0	0
Oak Island	20	5.70	121	22.73	0	0	4	0.57
Ocean Isle Beach	7	2.67	41	14.50	0	0	1	0.06
Sandy Creek	0	0	0	0	0	0	0	0
Shallotte	1	0.10	14	10.94	20	7.83	23	7.86
Southport	4	0.10	23	11.31	0	0	9	2.82
St. James	17	7.46	103	39.84	0	0	0	0
Sunset Beach	6	1.40	27	5.43	0	0	1	0.70
Varnamtown	0	0	0	0	0	0	0	0
TOTAL – ALL AREAS	217	54.88	1,293	341.04	43	15.94*	125	63.21*

* - The Town of Leland issued six commercial permits in December, but as of publication time, the value of those permits was not available.