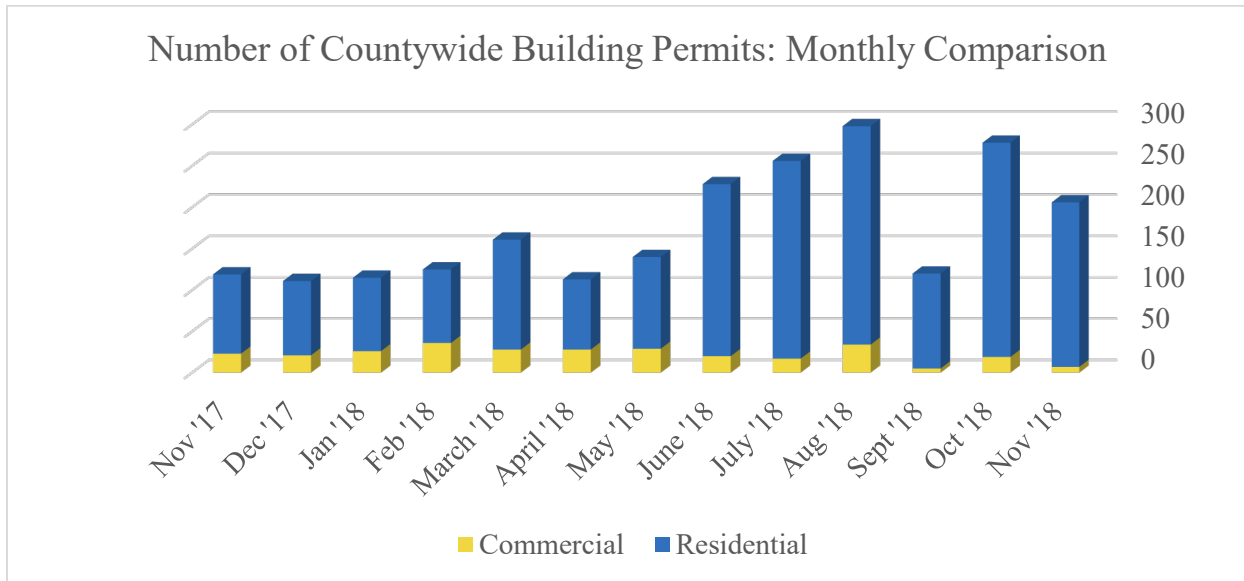
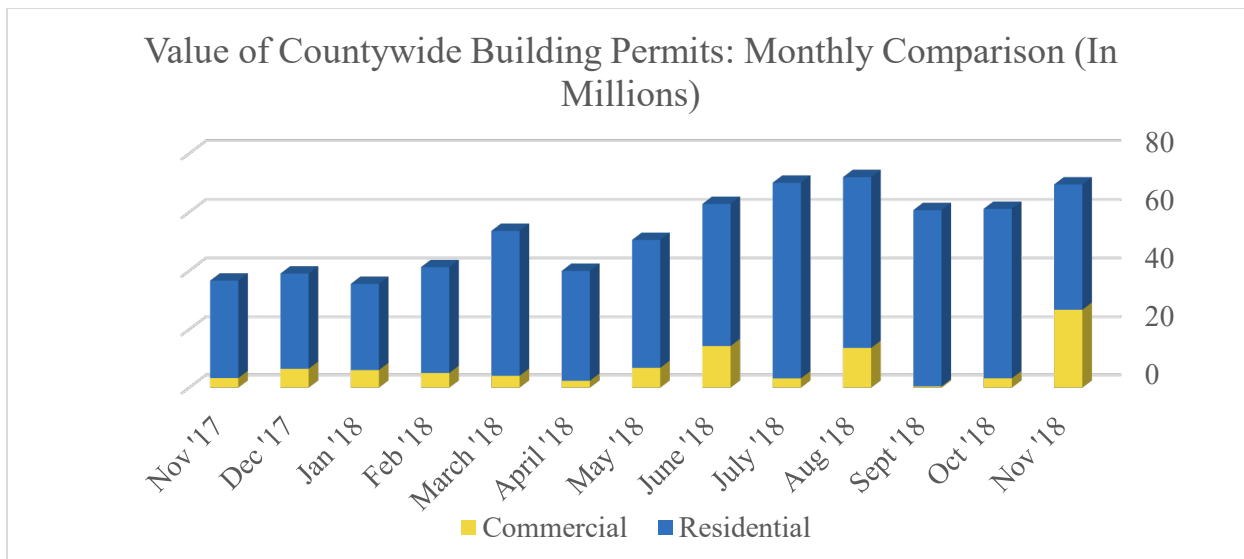


Residential permits increase 107%, commercial construction value up \$23.46 Million in November

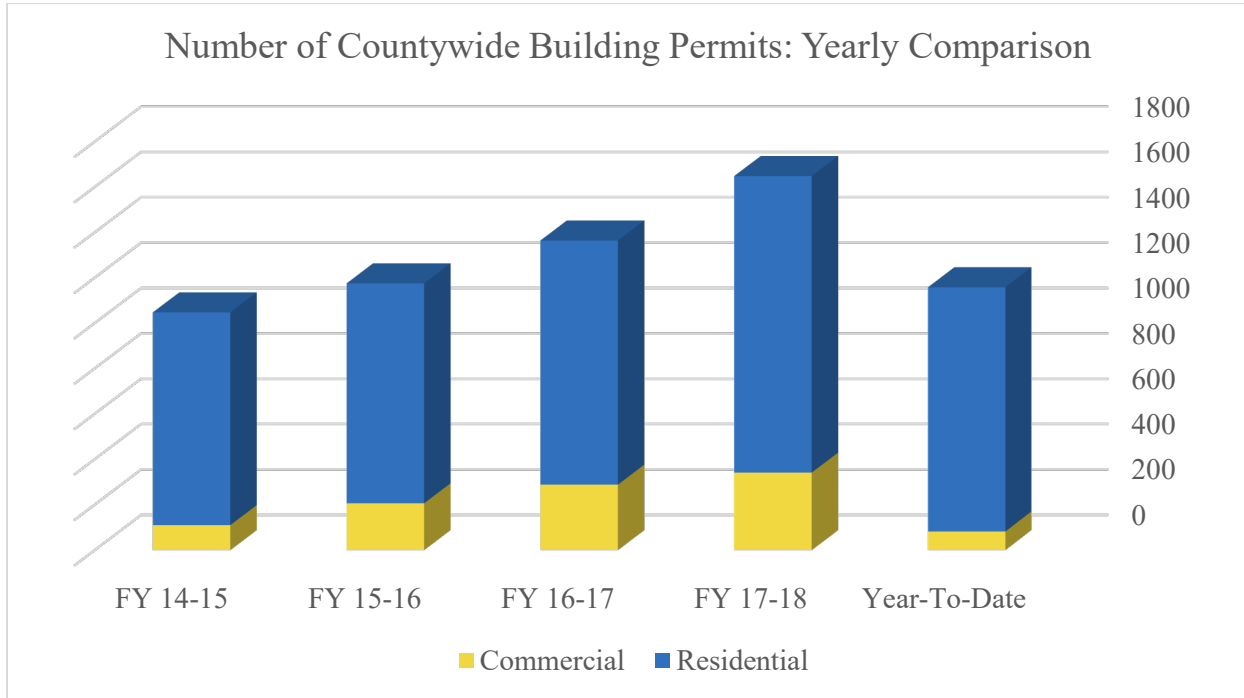
The number of residential permits issued in November increased 107 percent over November 2017, going from 96 permits last November to 199 permits this November, and the value of new residential construction in November 2018 was \$9.35 million higher than the value of new residential construction in November 2017 (\$26.74 million this November compared to \$3.3 million last November).



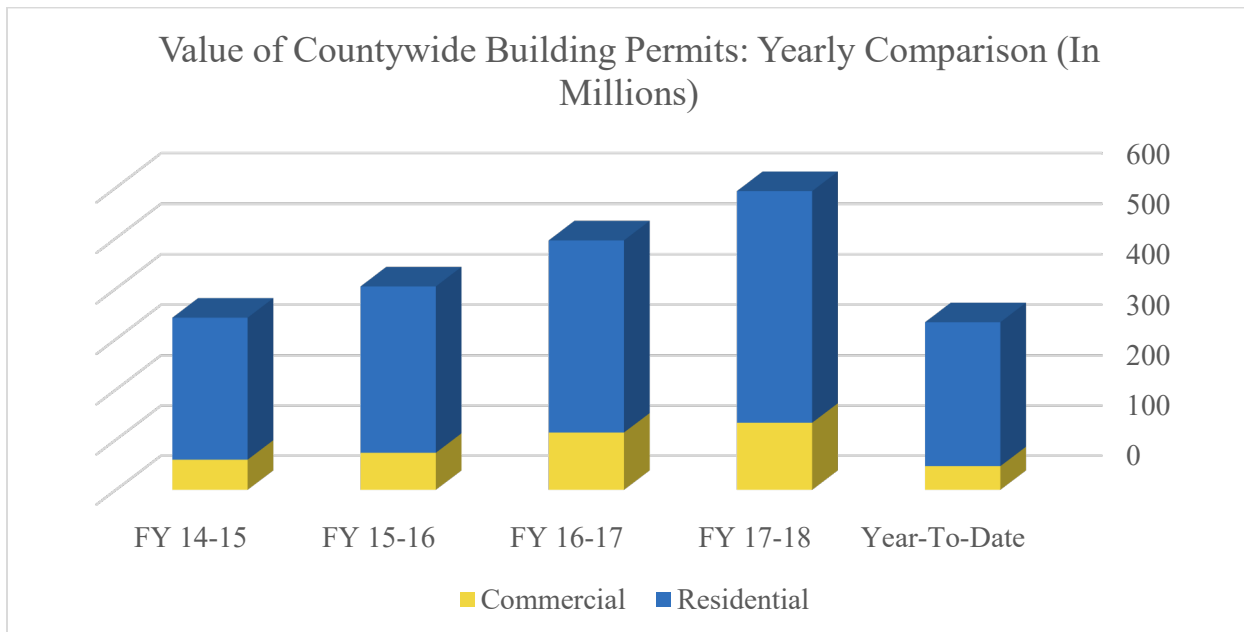
The number of commercial permits issued in November decreased compared to November 2017, going from 23 permits last November to 7 permits this November, and the value of new commercial construction in November 2018 was \$23.46 million higher than the value of new commercial construction in November 2017 (\$26.74 million this November compared to \$3.3 million last November).



So far in fiscal year 2018-19 (which runs July 1 – June 30), 1,076 residential permits have been issued. In all of fiscal year 2017-18, 1,307 residential permits were issued. Residential permits issued so far in fiscal year 2018-19 have had a value of \$286.16 million; all residential permits issued in fiscal year 2017-18 had a value of \$459.1 million.

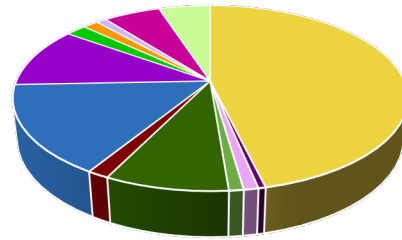


So far in fiscal year 2018-19 (which runs July 1 – June 30), 82 commercial permits have been issued. In all of fiscal year 2017-18, 341 commercial permits were issued. Commercial permits issued so far in fiscal year 2018-19 have had a value of \$47.27 million; all commercial permits issued in fiscal year 2017-18 had a value of \$133.97 million.

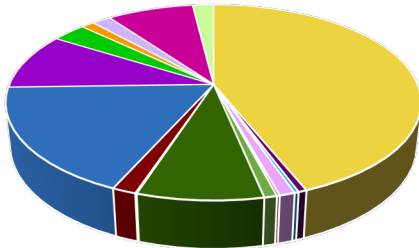


Municipal residential growth in November was highest in Leland, where 31 residential permits were issued; growth was also high in Oak Island, where 21 residential permits were issued, and in Carolina Shores, where 17 residential permits were issued. 92 residential permits were issued in unincorporated areas of Brunswick County.

Number of Residential Permits - November



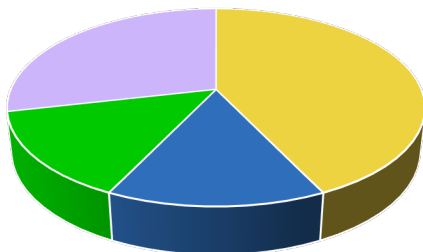
Number of Residential Permits - Year to Date



In the fiscal year so far, municipal residential growth has been highest in Leland, with 192 residential permits issued. 101 residential permits have been issued in Oak Island, 89 in Carolina Shores, and 86 in St. James. 472 permits have been issued in unincorporated areas of Brunswick County.

- | | | |
|------------------------|--------------------|----------------|
| ■ Unincorporated | ■ Bald Head Island | ■ Belville |
| ■ Boiling Spring Lakes | ■ Bolivia | ■ Calabash |
| ■ Carolina Shores | ■ Caswell Beach | ■ Holden Beach |
| ■ Leland | ■ Navassa | ■ Northwest |
| ■ Oak Island | ■ Ocean Isle Beach | ■ Sandy Creek |
| ■ Shallotte | ■ Southport | ■ St. James |
| ■ Sunset Beach | ■ Varnamtown | |

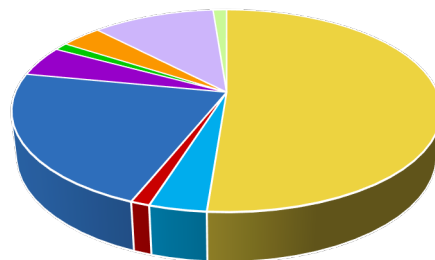
Number of Commercial Permits - November



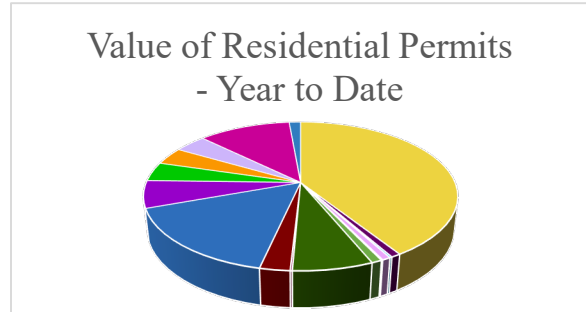
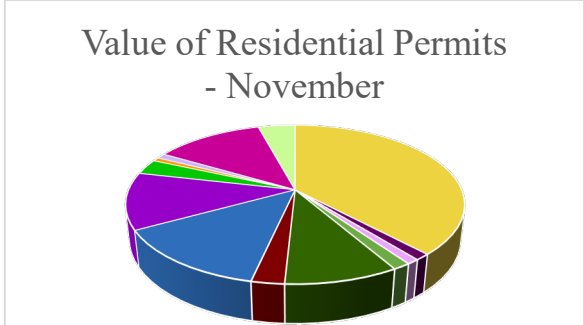
Municipal commercial growth in November was highest in Southport, where 2 commercial permits were issued; Leland and Ocean Isle Beach each had 1 commercial permit issued. 3 commercial permits were issued in unincorporated areas of Brunswick County.

In the fiscal year so far, commercial growth has been highest in Leland, with 18 commercial permits issued. 9 commercial permits have been issued in Southport, 4 in Oak Island, and 3 each in Belville and Shallotte. 42 commercial permits have been issued in unincorporated areas of Brunswick County.

Number of Commercial Permits - Year to Date



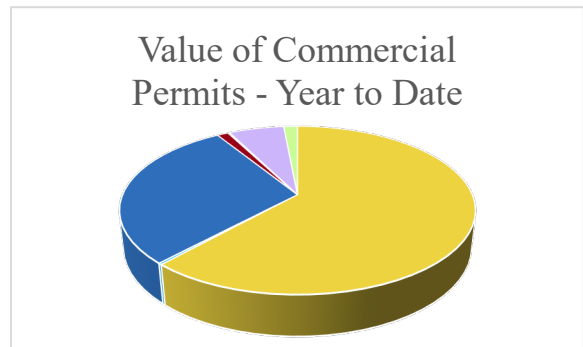
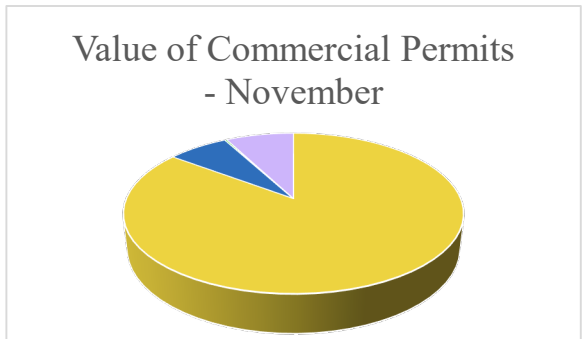
The value of municipal residential permits issued in November was highest in Leland, where the value was \$5.77 million. The value of residential permits issued in St. James was \$5.27 million, in Oak Island was \$4.96 million, and in Carolina Shores was \$3.92. The value of residential permits issued in November in unincorporated areas of Brunswick County was \$16.23 million.



In the fiscal year so far, the value of municipal residential permits has been highest in Leland, where the value is \$45.75 million. The value of residential permits issued in St. James is \$32.38 million, in Carolina Shores is \$19.91 million, in Oak Island is \$17.02 million, in Ocean Isle Beach is \$11.83 million, and in Southport is \$11.2 million. The value of residential permits issued in unincorporated areas of Brunswick County is \$117.06 million.



The value of municipal commercial permits issued in November was highest in Southport, where the value was \$2.06 million. The value of commercial permits issued in Leland was \$1.84 million, and in Ocean Isle Beach was \$60,000. The value of commercial permits issued in November in unincorporated areas of Brunswick County was \$22.78 million.



In the fiscal year so far, the value of municipal commercial permits has been highest in Leland, where the value is \$13.78 million. The value of commercial permits issued in Southport is \$2.82 million, in Sunset Beach is \$704,645, and in Oak Island is \$568,950. The value of commercial permits issued in unincorporated areas of Brunswick County is \$29.17 million.

Area	Residential Permits				Commercial Permits			
------	---------------------	--	--	--	--------------------	--	--	--

	Number - Nov.	Value - Nov. (\$ millions)	Number - YTD	Value - YTD (\$ millions)	Number - Nov.	Value - Nov. (\$ millions)	Number - YTD	Value - YTD (\$ millions)
Unincorporated	92	16.23	472	117.06	3	22.78	42	29.17
Bald Head Island	1	0.53	6	2.41	0	0	0	0
Belville	0	0	3	0.61	0	0	3	0.13
Boiling Spring Lakes	2	0.43	11	2.11	0	0	0	0
Bolivia	0	0	2	0.38	0	0	1	0.01
Calabash	2	0.61	9	2.6	0	0	0	0
Carolina Shores	17	3.92	89	19.91	0	0	0	0
Caswell Beach	0	0	1	0.52	0	0	0	0
Holden Beach	3	1.14	17	7.5	0	0	0	0
Leland	31	5.77	192	45.75	1	1.84	18	13.78
Navassa	0	0	0	0	0	0	0	0
Northwest	0	0	0	0	0	0	0	0
Oak Island	21	4.96	101	17.02	0	0	4	0.57
Ocean Isle Beach	4	1.33	34	11.83	1	0.06	1	0.06
Sandy Creek	0	0	0	0	0	0	0	0
Shallotte	3	0.32	13	10.84	0	0	3	0.04
Southport	2	0.45	19	11.2	2	2.06	9	2.82
St. James	11	5.27	86	32.38	0	0	0	0
Sunset Beach	10	1.79	21	4.03	0	0	1	0.70
Varnamtown	0	0	0	0	0	0	0	0
TOTAL – ALL AREAS	199	42.74	1,076	286.16	7	26.74	82	47.27