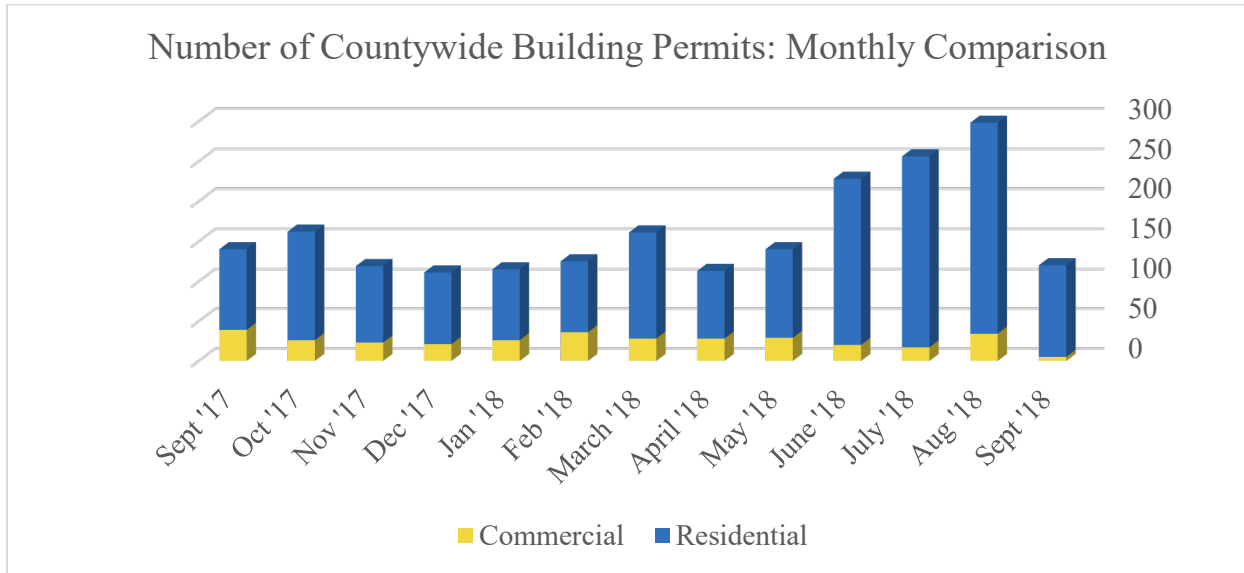
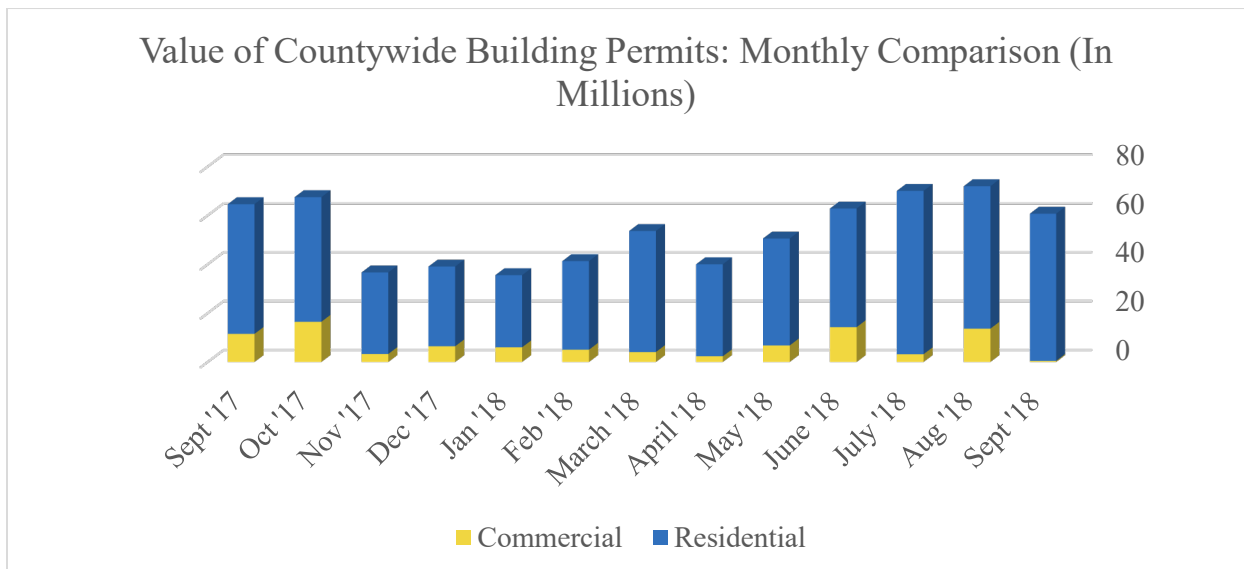


September Building Permit Totals Nearly as High, Residential Permit Totals Higher, than Sept. 2017 Despite Hurricane Florence

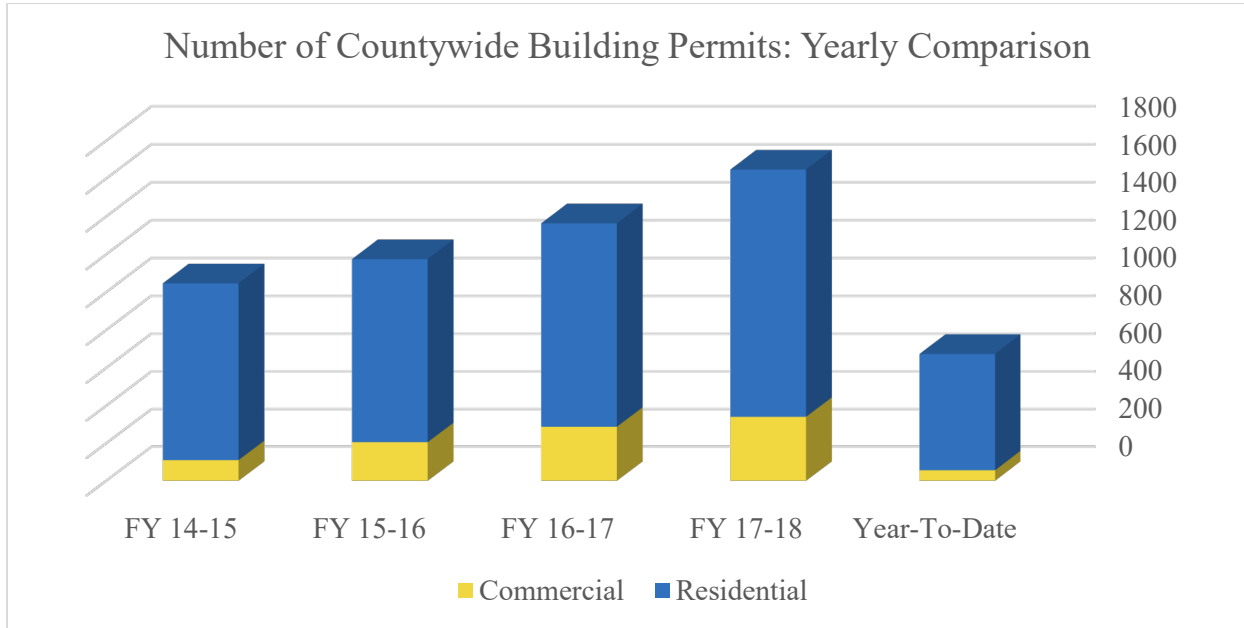
The total number of permits issued in Brunswick County in September 2018 (120) was nearly as high as in September 2017 (140), and was higher than September 2016 (112), despite Hurricane Florence making landfall just north of Brunswick County halfway through the month. 115 residential permits were issued this September and a new residential construction value of \$60.28 million, compared to 101 residential permits and a new residential construction value of \$53.1 million last September.



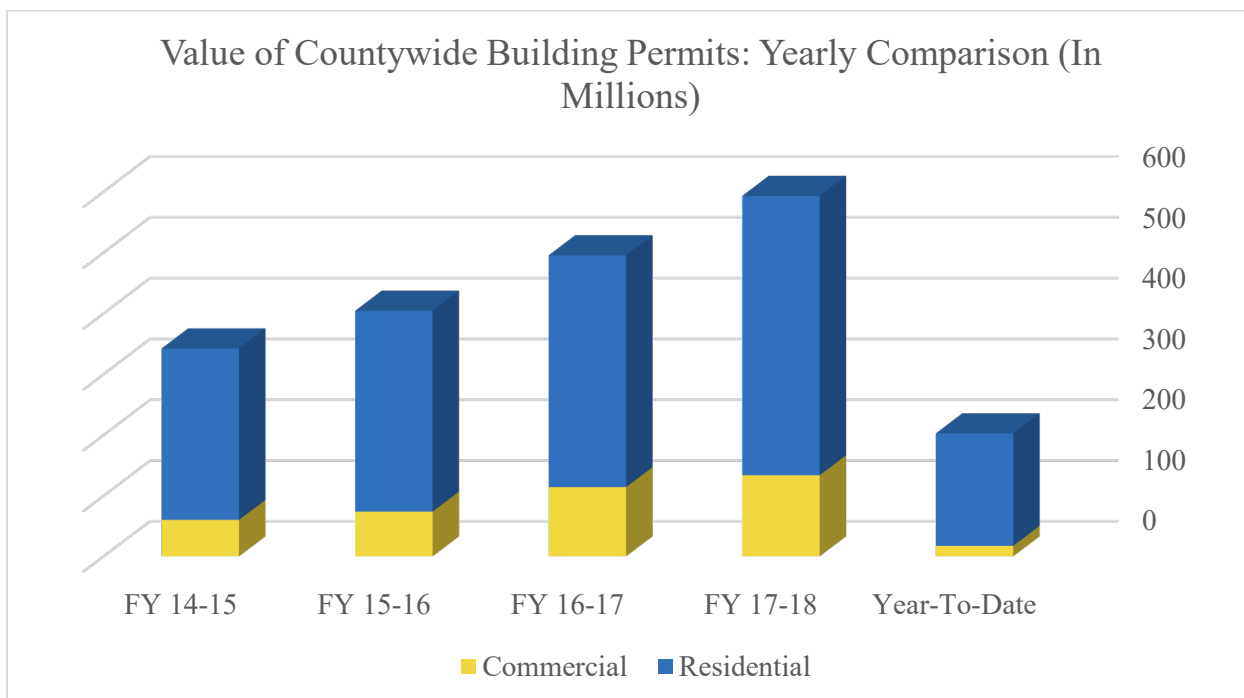
The number of commercial permits and value of new commercial construction issued in September decreased compared to September 2018, going from 39 permits and a new commercial construction value of \$11.52 million last September to 5 permits and a new commercial construction value of \$454,471 this September.



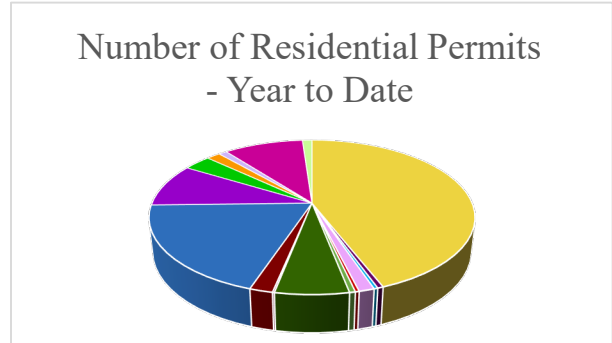
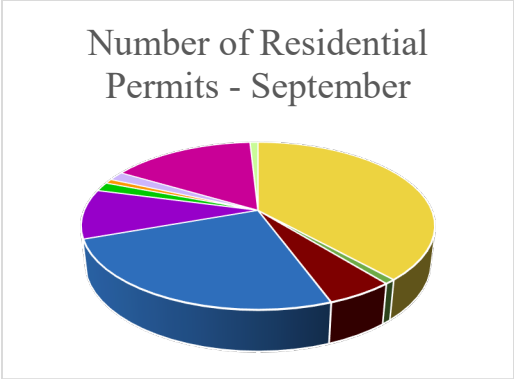
So far in fiscal year 2018-19 (which runs July 1 – June 30), 618 residential permits have been issued. In all of fiscal year 2017-18, 1,307 residential permits were issued. Residential permits issued so far in fiscal year 2018-19 have had a value of \$185.47 million; all residential permits issued in fiscal year 2017-18 had a value of \$459.11 million.



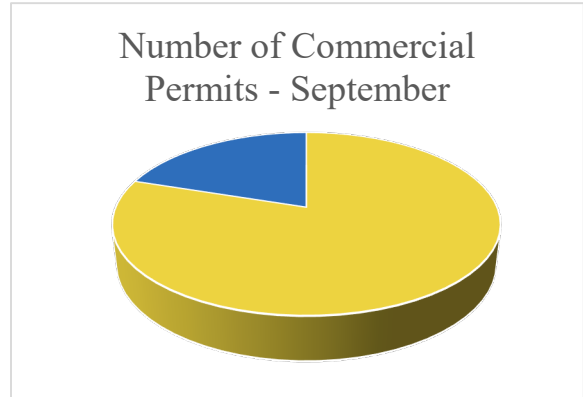
So far in fiscal year 2018-19 (which runs July 1 – June 30), 56 commercial permits have been issued. In all of fiscal year 2017-18, 341 commercial permits were issued. Commercial permits issued so far in fiscal year 2018-19 have had a value of \$17.31 million; all commercial permits issued in fiscal year 2017-18 had a value of \$133.97 million.



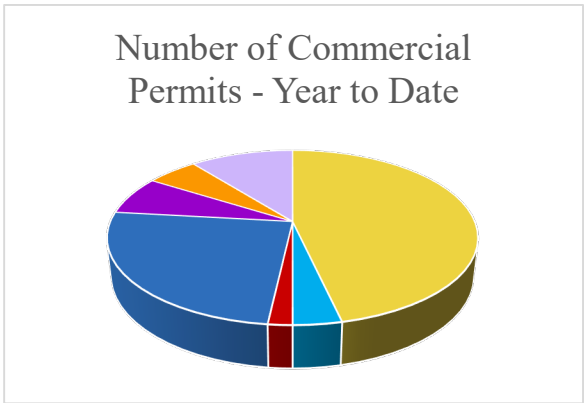
Municipal residential growth in September was highest in Leland, where 29 residential permits were issued; growth was also high in St. James, where 18 residential permits were issued, and in Oak Island, where 11 residential permits were issued. 44 residential permits were issued in unincorporated areas of Brunswick County.



In the fiscal year so far, municipal residential growth has been highest in Leland, with 120 residential permits issued. 58 residential permits have been issued in St. James, 56 in Oak Island, 38 in Carolina Shores, and 20 in Ocean Isle Beach. 272 permits have been issued in unincorporated areas of Brunswick County.

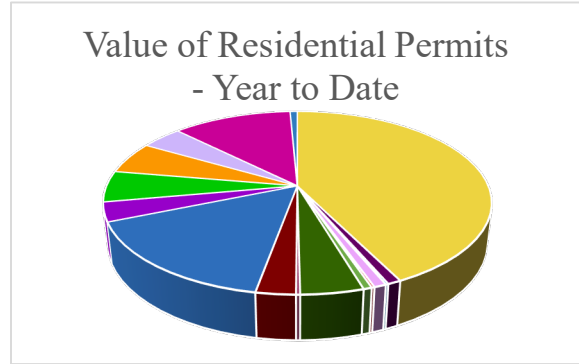
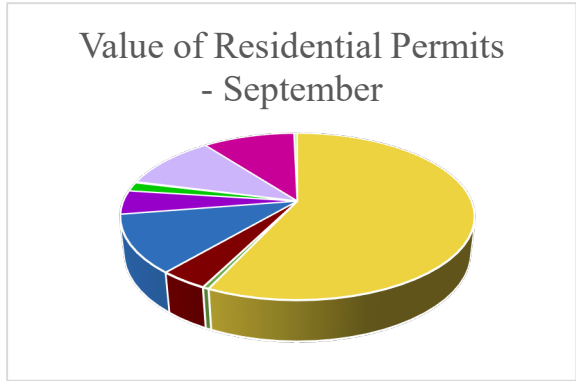


Municipal commercial growth in September was highest in Leland, where 1 commercial permit was issued. Four commercial permits were issued in unincorporated areas of Brunswick County.



In the fiscal year so far, commercial growth has been highest in Leland, with 14 commercial permits issued. Six commercial permits have been issued in Southport, 4 in Oak Island, 3 in Shallotte, 2 in Belville and 1 in Bolivia. 26 commercial permits have been issued this year in unincorporated areas of Brunswick County.

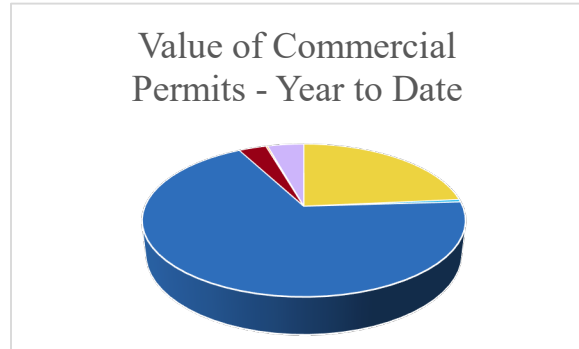
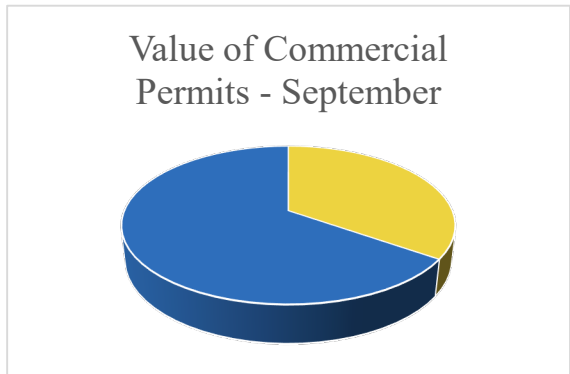
The value of municipal residential permits issued in September was highest in Leland, where the value was \$6.76 million. The value of residential permits issued Southport was \$6.39 million, and in St. James was \$6.02 million. The value of residential permits issued in September in unincorporated areas of Brunswick County was \$34.34 million.



In the fiscal year so far, the value of municipal residential permits has been highest in Leland, where the value is \$29.46 million. The value of residential permits issued in St. James is \$21.93 million, in Shallotte is \$10.53 million, and in Ocean Isle Beach is \$10.22 million. The value of residential permits issued in unincorporated areas of Brunswick County is \$78.98 million.



The value of municipal commercial permits issued in September was highest Leland, where the value was \$\$297,024. The value of commercial permits issued in September in unincorporated areas of Brunswick County was \$157,447.



In the fiscal year so far, the value of municipal commercial permits has been highest in Leland, where the value is \$11.79 million. The value of commercial permits issued in Southport is \$749,201, and in Oak Island is \$568,950. The value of commercial permits issued in unincorporated areas of Brunswick County is \$4.07 million.

The value of commercial permits issued in unincorporated areas of Brunswick County is \$4.07 million.

Area	Residential Permits				Commercial Permits			
------	---------------------	--	--	--	--------------------	--	--	--

	Number - Sept.	Value - Sept. (\$ millions)	Number - YTD	Value - YTD (\$ millions)	Number - Sept.	Value - Sept. (\$ millions)	Number - YTD	Value - YTD (\$ millions)
Unincorporated	44	34.34	272	78.98	4	0.16	26	4.07
Bald Head Island	0	0	3	1.77	0	0	0	0
Belville	0	0	2	0.36	0	0	2	0.09
Boiling Spring Lakes	0	0	8	1.60	0	0	0	0
Bolivia	0	0	2	0.38	0	0	1	0.01
Calabash	1	0.3	3	1.10	0	0	0	0
Carolina Shores	0	0	38	8.19	0	0	0	0
Caswell Beach	0	0	1	0.52	0	0	0	0
Holden Beach	6	2.28	12	5.18	0	0	0	0
Leland	29	6.76	120	29.46	1	0.30	14	11.79
Navassa	0	0	0	0	0	0	0	0
Northwest	0	0	0	0	0	0	0	0
Oak Island	11	2.78	56	6.31	0	0	4	0.57
Ocean Isle Beach	2	1.05	20	10.22	0	0	0	0
Sandy Creek	0	0	0	0	0	0	0	0
Shallotte	1	0.14	10	10.53	0	0	3	0.04
Southport	2	6.39	6	7.60	0	0	6	0.75
St. James	18	6.02	58	21.93	0	0	0	0
Sunset Beach	1	0.22	7	1.34	0	0	0	0
Varnamtown	0	0	0	0	0	0	0	0
TOTAL – ALL AREAS	115	60.28	618	185.47	5	0.45	56	17.31