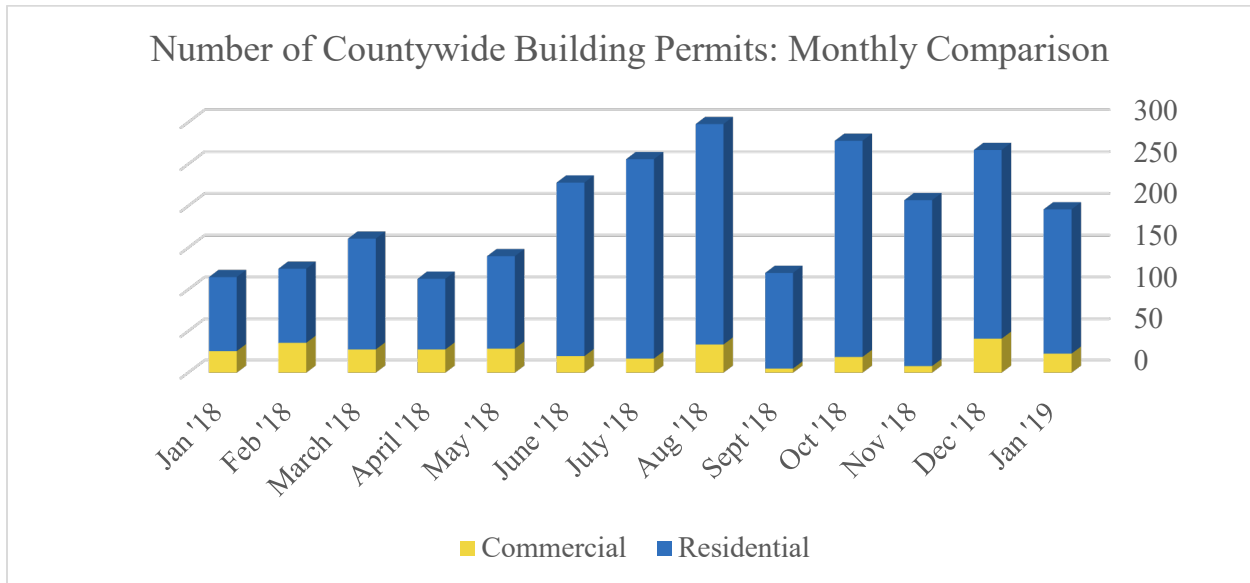
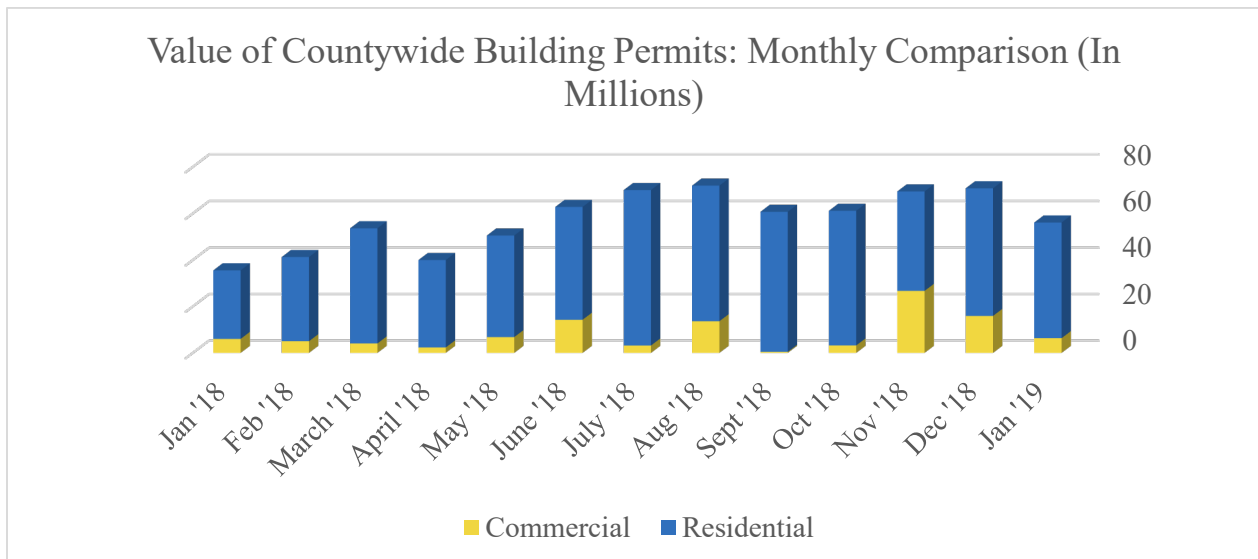


Residential permits increase by 94.38 percent, residential values increase by 68.48 percent, in January

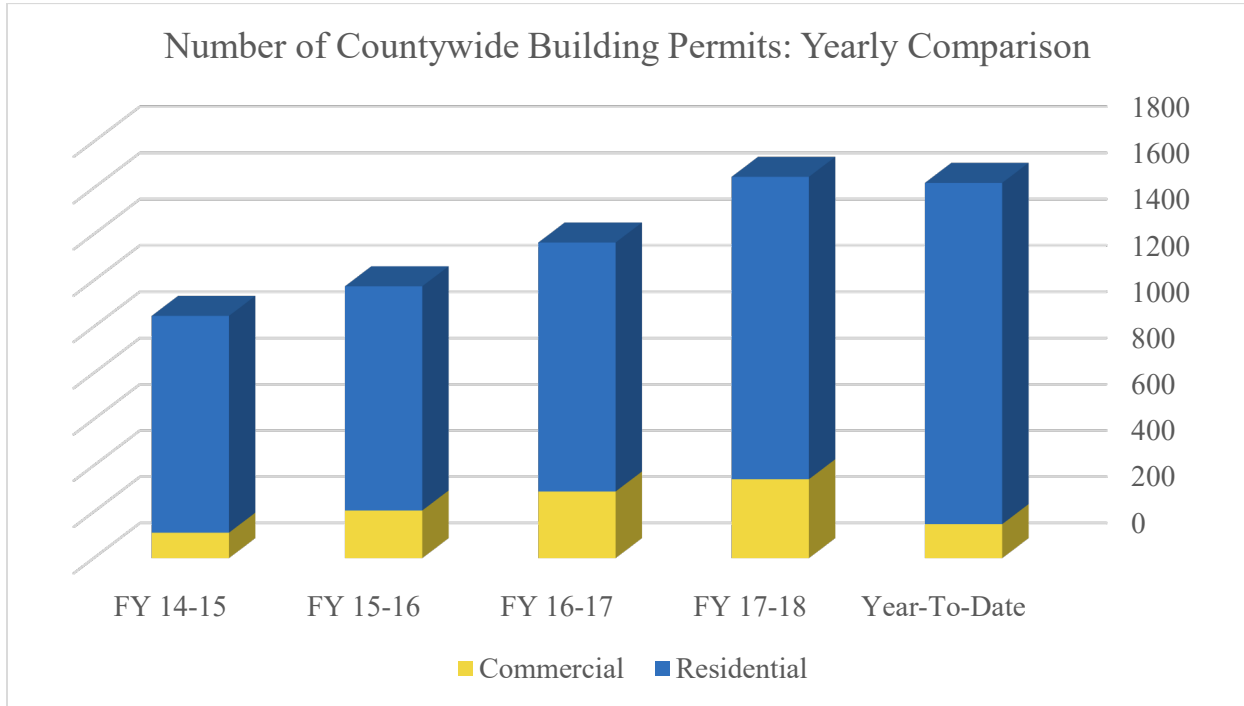
The number of residential permits issued in January increased by 94.38 percent over January 2018, going from 89 permits last January to 173 permits this January, and the value of new residential construction in January 2019 was \$20.22 million higher than the value of new residential construction in January 2018 (\$49.75 million this January compared to \$29.53 million last January).



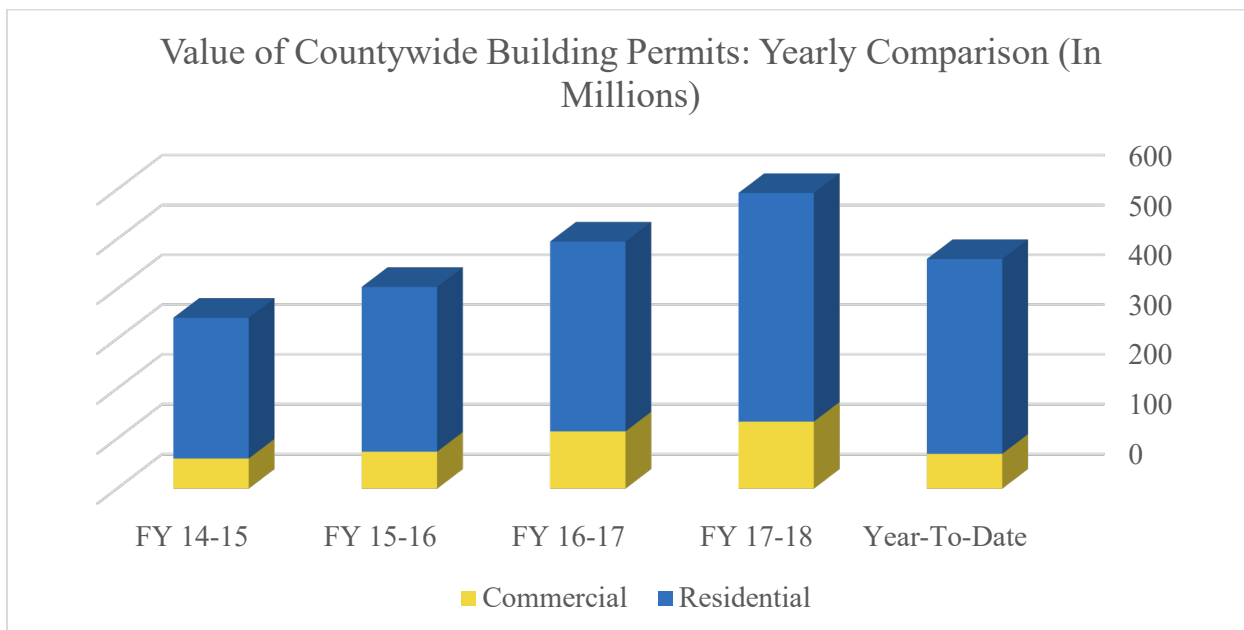
The number of commercial permits issued in January decreased by 13.04 percent compared to January 2018, going from 26 permits last January to 23 permits this January, and the value of new commercial construction in January 2019 was \$336,257 higher than the value of new commercial construction in January 2018 (\$6.37 million this January compared to \$6.04 million last January).



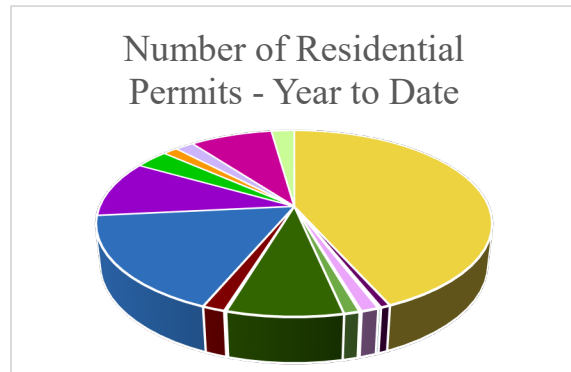
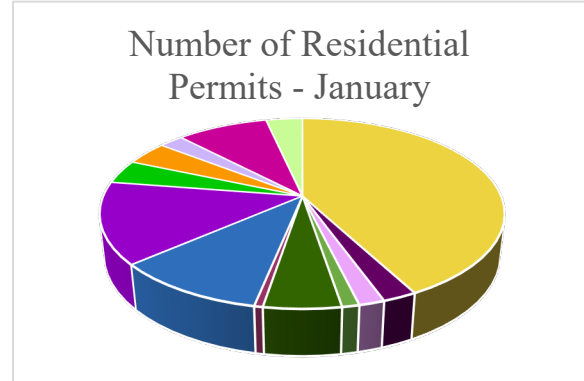
So far in fiscal year 2018-19 (which runs July 1 – June 30), 1,475 residential permits have been issued. In all of fiscal year 2017-18, 1,307 residential permits were issued. Residential permits issued so far in fiscal year 2018-19 have had a value of \$390.78 million; all residential permits issued in fiscal year 2017-18 had a value of \$459.1 million.



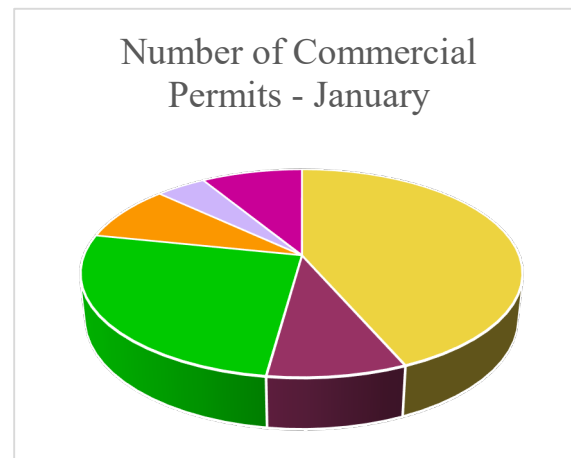
So far in fiscal year 2018-19 (which runs July 1 – June 30), 147 commercial permits have been issued. In all of fiscal year 2017-18, 341 commercial permits were issued. Commercial permits issued so far in fiscal year 2018-19 have had a value of \$69.58 million; all commercial permits issued in fiscal year 2017-18 had a value of \$133.97 million.



Municipal residential growth in January was highest in Oak Island, where 24 residential permits were issued; growth was also high in Leland, where 18 permits were issued, and St. James, where 15 permits were issued. 73 residential permits were issued in unincorporated areas of Brunswick County.

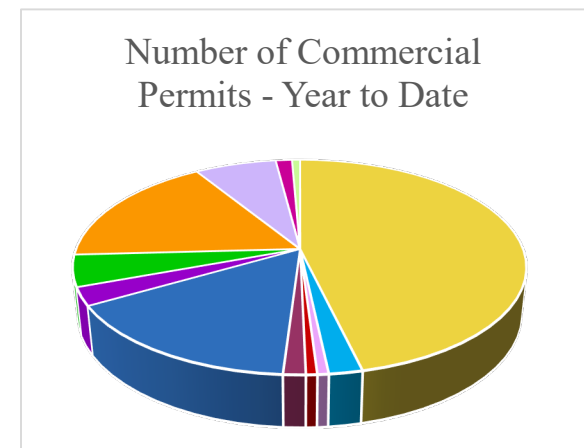


In the fiscal year so far, municipal residential growth has been highest in Leland, with 252 residential permits issued. 145 residential permits have been issued in Oak Island, and 118 each in Carolina Shores and in St. James. 639 permits have been issued in unincorporated areas of Brunswick County.



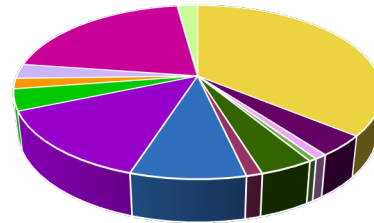
Municipal commercial growth in January was highest in Ocean Isle Beach, where 6 commercial permits were issued; Caswell Beach, Shallotte and St. James each had 2 commercial permits issued, and Southport had 1. 10 commercial permits were issued in unincorporated areas of Brunswick County.

In the fiscal year so far, commercial growth has been highest in Shallotte, with 25 commercial permits issued, and Leland, with 23 commercial permits issued. 10 commercial permits have been issued in Southport. 68 commercial permits have been issued in unincorporated areas of Brunswick County.

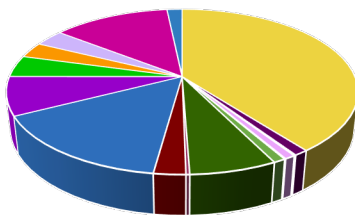


The value of municipal residential permits issued in January was highest in St. James, where the value was \$10.24 million. The value of residential permits issued in Oak Island was \$6.79 million, in Leland was \$4.24 million, and in Carolina Shores and Ocean Isle Beach was \$1.98 million each. The value of residential permits issued in January in unincorporated areas of Brunswick County was \$17.86 million.

Value of Residential Permits
- January



Value of Residential Permits
- Year to Date

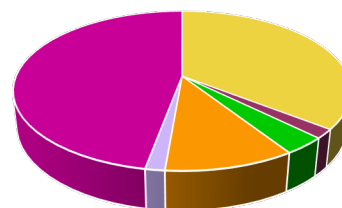


In the fiscal year so far, the value of municipal residential permits has been highest in Leland, where the value is \$59.73 million. The value of residential permits issued in St. James is \$50.08 million, in Oak Island is \$29.51 million, and in Carolina Shores is \$26.42 million. The value of residential permits issued in unincorporated areas of Brunswick County is \$154.45 million.

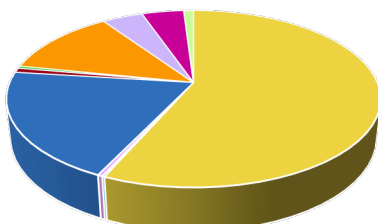
- | | | |
|------------------------|--------------------|----------------|
| ■ Unincorporated | ■ Bald Head Island | ■ Belville |
| ■ Boiling Spring Lakes | ■ Bolivia | ■ Calabash |
| ■ Carolina Shores | ■ Caswell Beach | ■ Holden Beach |
| ■ Leland | ■ Navassa | ■ Northwest |
| ■ Oak Island | ■ Ocean Isle Beach | ■ Sandy Creek |
| ■ Shallotte | ■ Southport | ■ St. James |
| ■ Sunset Beach | ■ Varnamtown | |

The value of municipal commercial permits issued in January was highest in St. James, where the value was \$3 million. The value of commercial permits issued in Shallotte was \$0.67 million, and in Ocean Isle Beach was \$0.22 million. The value of commercial permits issued in January in unincorporated areas of Brunswick County was \$2.26 million.

Value of Commercial Permits
- January



Value of Commercial Permits - Year to Date



In the fiscal year so far, the value of municipal commercial permits has been highest in Leland, where the value is \$13.78 million. The value of commercial permits issued in Shallotte is \$8.53 million, and in St. James is \$3 million. The value of commercial permits issued in unincorporated areas of Brunswick County is \$39.30 million.

Area	Residential Permits				Commercial Permits			
------	---------------------	--	--	--	--------------------	--	--	--

	Number - Jan.	Value - Jan. (\$ millions)	Number - YTD	Value - YTD (\$ millions)	Number - Jan.	Value - Jan. (\$ millions)	Number - YTD	Value - YTD (\$ millions)
Unincorporated	73	17.86	639	154.45	10	2.26	68	39.30
Bald Head Island	4	1.91	10	4.33	0	0	0	0
Belville	0	0	3	0.61	0	0	3	0.13
Boiling Spring Lakes	3	0.46	18	3.26	0	0	1	0.24
Bolivia	0	0	2	0.38	0	0	1	0.01
Calabash	2	0.29	16	3.69	0	0	0	0
Carolina Shores	9	1.98	118	26.42	0	0	0	0
Caswell Beach	1	0.60	2	1.12	2	0.12	2	0
Holden Beach	0	0	23	9.64	0	0	0	0
Leland	18	4.24	252	59.73	0	0	23	13.78
Navassa	0	0	0	0	0	0	0	0
Northwest	0	0	0	0	0	0	0	0
Oak Island	24	6.79	145	29.51	0	0	4	0.57
Ocean Isle Beach	7	1.98	48	16.48	6	0.22	7	0.28
Sandy Creek	0	0	0	0	0	0	0	0
Shallotte	7	0.97	21	11.92	2	0.67	25	8.53
Southport	4	1.34	27	12.65	1	0.1	10	2.92
St. James	15	10.24	118	50.08	2	3	2	3
Sunset Beach	6	1.07	33	6.50	0	0	1	0.70
Varnamtown	0	0	0	0	0	0	0	0
TOTAL – ALL AREAS	173	49.75	1,475	390.78	23	6.37	147	69.47